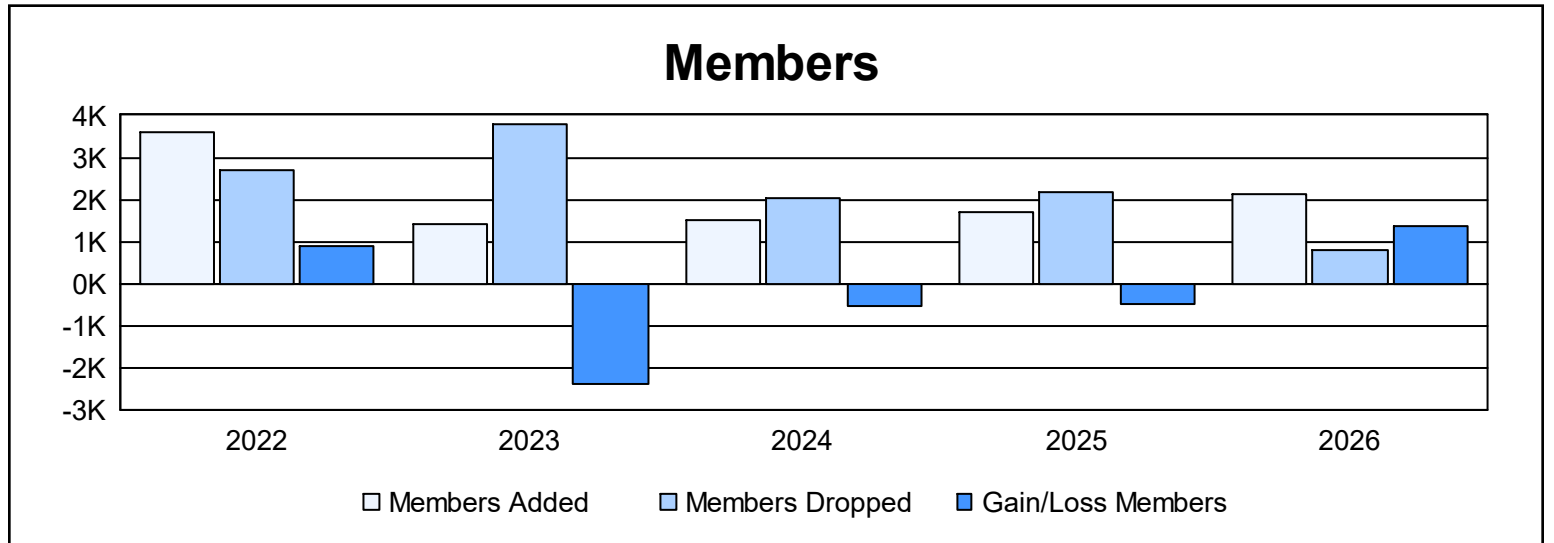
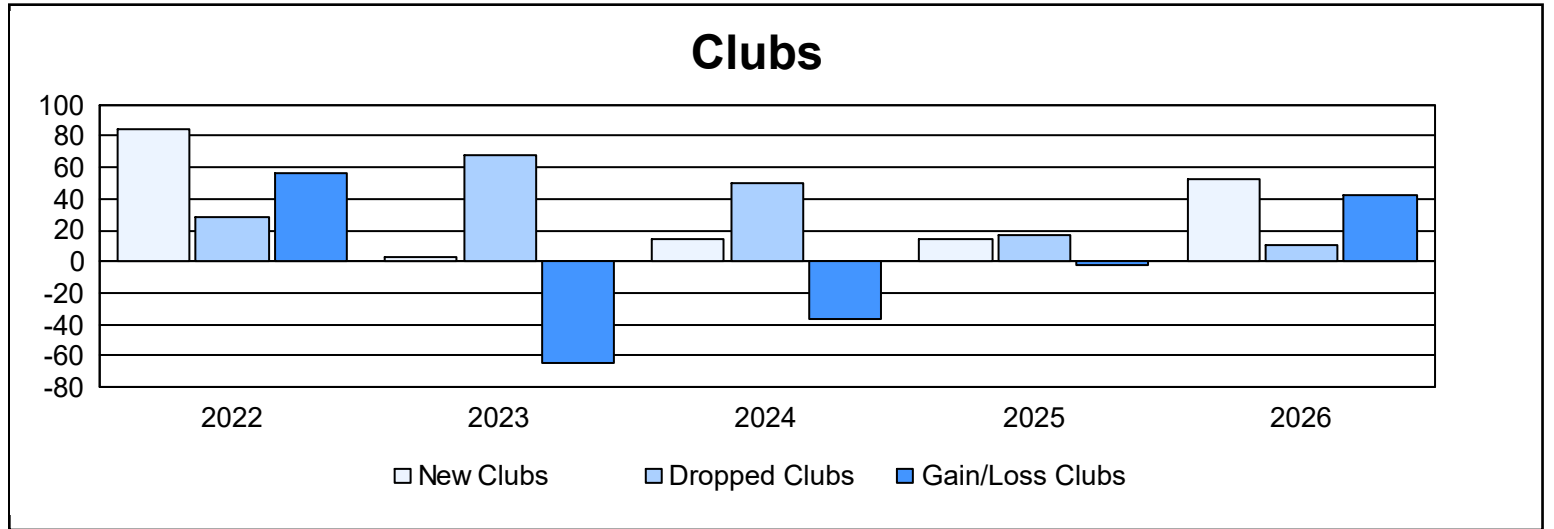
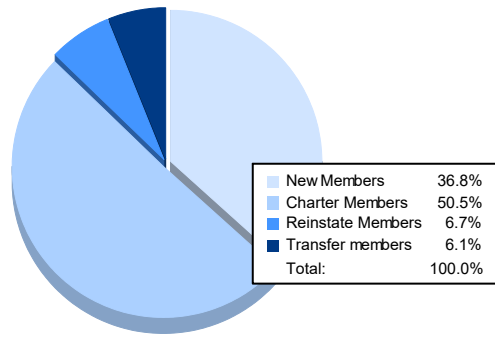


Year	New Clubs	Dropped Clubs	Gain/ Loss Clubs	New Members	Charter Members	Reinstate Members	Transfer Members	Total Member Added	Total Members Dropped	Gain/ Loss Members
2021-2022	84	28	56	1,363	2,030	115	79	3,587	2,697	890
2022-2023	3	68	-65	889	296	174	38	1,397	3,795	-2,398
2023-2024	14	50	-36	738	375	293	97	1,503	2,031	-528
2024-2025	15	17	-2	1,017	307	199	154	1,677	2,164	-487
2025-2026	53	11	42	787	1,080	143	130	2,140	792	1,348
Average	34	35	-1	959	818	185	100	2,061	2,296	-235



Membership Composition May 2026 Cumulative



Gender Composition May 2026 Cumulative

